


































THE LIST

































HIGHEST PAID EXECUTIVES
Ranked by 2024 salary

Rank		Executive <ul style="list-style-type: none">nametitlecompany name	Total Company Compensation <ul style="list-style-type: none">dollar value (in thousands)¹percent change from 2023	Components of Total Company Compensation					Options Exercised	Grants Vested	Aggregate <ul style="list-style-type: none">dollar value¹percent change from 2023	
				Salary	Bonus ²	Stock Awards	Option Awards	All Other Compensation ³				
1		Robert A. Iger CEO The Walt Disney Co.	\$40,619 28%	\$1,000	\$7,220	\$18,253	\$12,000	\$2,146	\$0	\$0	\$40,619 -3%	
2		Ronald Tutor ⁵ CEO Tutor Perini Corp.	26,042 26	1,900	5,320	14,152	N/A	4,670	0	14,152	40,194 84	
3		Robert A. Bradway CEO, President, Chair Amgen Inc.	25,247 0	1,869	4,664	12,600	5,400	714	N/A	18,000	43,247 22	
4		David Spector CEO, President PennyMac Financial Services Inc.	10,596 21	1,100	2,965	4,706	1,726	99	0	6,432	17,028 28	
5		Michael Castagna CEO MannKind Corp.	9,491 34	766	766	7,930	0	28	0	7,930	17,421 38	
6		Joseph Russell Jr. CEO Public Storage	8,776 0	900 ⁶	2,220 ⁶	3,165 ⁶	2,473 ⁶	18 ⁶	0 ⁶	5,638 ⁶	14,414 0	
7		David Overton CEO, Chair Cheesecake Factory Inc.	8,164 7	1,073	1,353	5,700	0	37	0	5,700	13,864 5	
8		Robert Mehrabian Executive Chair Teledyne Technologies Inc.	5,627 110	1,100	2,413	1,001	1,100	12	N/A	1,100	6,727 58	
9		Gregory Bielli ⁷ CEO Tejon Ranch Co.	5,415 -37	824	1,171	3,403	0	16	0	N/A	5,415 -46	
10		Christopher Farrar CEO Velocity Financial Inc.	5,374 38	630	2,520	2,205	N/A	19	0	1,103	6,477 41	
11		Therese Tucker & Owen Ryan Co-CEOs BlackLine Inc.	5,266 679	496	610	4,160	0	0	0	9,308	14,574 2,056	
12		Wendy Simpson Executive Chair LTC Properties Inc.	5,080 27	860	1,270	2,950	N/A	0	0	2,950	8,030 16	
13		Hessam Nadji CEO, President Marcus & Millichap Inc.	4,320 -58	700	1,240	2,344	0	36	0	2,344	6,665 -65	
14		Frank Watanabe CEO, President Arcutis Biotherapeutics	3,689 -19	661	550	1,406	1,053	20	0	1,053	4,743 -2	
15		Harold Edwards CEO, President Limoneira Co.	2,499 -1	719	751	956	N/A	72	0	N/A	2,499 -36	
16		Shawn O'Connor CEO Simulations Plus Inc.	1,658 -15	512	152	N/A	990	4	N/A	990	2,648 36	
17		AnhCo Nguyen CEO, President Atara Biotherapeutics Inc.	1,574 -26	586	197	782	0	9	N/A	875	2,449 15	

¹ Includes salary, bonus, new stock grants and options, and other compensation.
² Also includes non-equity incentive plan compensation
³ Includes change in pension non-qualified deferred compensation earnings.
⁴ Includes total company compensation plus the value of options exercised and stock grants that vested during the fiscal year.
⁵ Executive Chair of Board of Directors since January 2025.
⁶ 2024 data not available.

⁷ Retired in December 2024.
N/A - Not Applicable Note: Dollar figures in thousands. Information for this list was taken from Securities and Exchange Commission filings. Bonus category includes both performance-based and cash bonuses. To the best of our knowledge, this information is accurate as of press time. While every effort is made to ensure the accuracy and thoroughness of the list, omissions and typographical errors sometimes occur. Please send corrections or additions to dbatra@labusinessjournal.com. ©2025 LABJ: Inside The Valley. This list may not be reprinted in whole or in part without prior written permission from the editor. Reprints are available from Wright's Media (877) 652-5295.

HIGHEST PAID NON-EXECUTIVES

Rank		Executive <ul style="list-style-type: none">nametitlecompany name	Total Company Compensation <ul style="list-style-type: none">dollar value (in thousands)¹percent change from 2023	Components of Total Company Compensation					Options Exercised	Grants Vested	Aggregate <ul style="list-style-type: none">dollar value⁴percent change from 2023	
				Salary	Bonus ²	Stock Awards	Option Awards	All Other Compensation ³				
1		Hugh Johnston CFO The Walt Disney Co.	\$24,489 29%	\$1,654	\$8,750	\$10,500	\$3,500	\$85	\$0	\$0	\$24,489 29%	
2		Gary Smalley President Tutor Perini Corp.	8,845 35	1,100	1,598	5,908	0	238	0	0	8,845 35	
3		Murdo Gordon EVP, Global Commercial Operations Amgen Inc.	8,474 32	1,197	1,642	3,710	1,590	335	0	5,299	13,773 21	
4		David Reese EVP, CTO Amgen Inc.	8,127 36	1,269	1,740	3,360	1,440	319	0	4,800	12,926 40	
5		Peter Griffith EVP, CFO Amgen Inc.	7,807 34	1,134	1,555	3,360	1,440	319	0	4,800	12,606 22	
6		Doug Jones Director, President & Chief Mortgage Banking Officer PennyMac Financial Services Inc.	6,598 53	700	2,045	2,756	1,011	86	0	3,767	10,364 61	
7		Tom Boyle Chief Financial & Investment Officer Public Storage	6,344 0	600 ⁵	995 ⁵	2,659 ⁵	2,077 ⁵	13 ⁵	13 ⁵	909 ⁵	7,266 0	
8		Natalia Johnson Chief Administrative Officer Public Storage	4,399 -10	565	716	1,806	1,298	14	0	0	4,399 -24	
9		Mark Partin⁶ CFO BlackLine Inc.	3,691 33	445	404	2,829	0	14	0	6,720	10,411 57	
10		Daniel Perotti Senior Managing Director and CFO PennyMac Financial Services Inc.	3,408 45	471	1,145	1,275	467	50	0	0	3,408 45	
11		David Gordon President Cheesecake Factory Inc.	2,997 9	814	693	1,088	363	40	0	0	2,997 9	
12		George Bobb III President & COO Teledyne Technologies Inc.	2,627 75	640	739	583	640	25	0	N/A	2,627 75	
13		Nathaniel Vitan Chief Legal Officer, Corporate Secretary Public Storage	2,386 -8	425	363	922	662	14	0	0	2,386 -22	
14		Derek Stark Senior MD, Chief Legal Officer PennyMac Financial Services Inc.	2,226 N/A	400	818	701	257	50	0	0	2,226 N/A	
15		Ghassan Ariqat EVP, Building and Specialty Contractor Groups Tutor Perini Corp.	2,018 -39	775	1,201	0	0	42	0	0	2,018 -39	
16		James Follette Senior Managing Director and Chief Digital Officer PennyMac Financial Services Inc.	2,016 1	375	375	900	330	36	0	0	2,016 1	

¹ Includes salary, bonus, new stock grants and options, and other compensation.
² Also includes non-equity incentive plan compensation
³ Includes change in pension non-qualified deferred compensation earnings.
⁴ Includes total company compensation plus the value of options exercised and stock grants that vested during the fiscal year.
⁵ 2024 data unavailable.
⁶ Retired in 2025.

N/A - Not Applicable Note: Dollar figures in thousands. Information for this list was taken from Securities and Exchange Commission filings. Percent change from previous year is not applicable where the company or executive was not listed last year. Bonus category includes both performance-based and cash bonuses. To the best of our knowledge, this information is accurate as of press time. While every effort is made to ensure the accuracy and thoroughness of the list, omissions and typographical errors sometimes occur. Please send corrections or additions to dbatra@labusinessjournal.com. ©2025 LABJ: Inside The Valley. This list may not be reprinted in whole or in part without prior written permission from the editor. Reprints are available from Wright’s Media (877) 652-5295.

Researched by Deepanjali Batra